

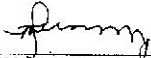
QUARTERLY PHYSICAL REPORT OF OPERATION

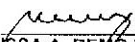
As of March 31, 2020


Department : DEPARTMENT OF HEALTH  
 Agency : PHILIPPINE HEART CENTER  
 Operating Unit :  
 Organization Code (UACS) : 350290000000

	Current Year Appropriations
	Supplemental Appropriations
	Continuing Appropriations
	Off-Budget Account

Particulars	UACS CODE	Physical Targets					Physical Accomplishments					Variance as of	Remarks
		1st Quarter	2nd Quarter	3rd Quarter	4th Quarter	Total	1st Quarter	2nd Quarter	3rd Quarter	4th Quarter	Total		
1	2	3	4	5	6	7=(3+4+5+6)/4	8	9	10	11	12=(8+9+10+11)	13	14
Part A													
I. Operations													
Organizational Outcome													
Access to quality and affordable cardiovascular services assured													
HOSPITAL SERVICES PROGRAM													
OUTCOME INDICATORS													
1. Mortality Rate		4.32%	4.32%	4.32%	4.32%	4.32%	5.30%				5.30%		
2. Treatment Success Rate		95.68%	95.68%	95.68%	95.68%	95.68%	94.70%				94.70%		
OUTPUT INDICATORS													
1. Hospital acquired infection rate**		1.50%	1.50%	1.50%	1.50%	1.50%	0.33%				0.33%		
2. Triage response rate		100%	100%	100%	100%	100%	100%				100.00%		
3. Percentage of indigents assisted to total patients serviced***		75%	75%	75%	75%	75%	76.38%				76.38%		

Prepared By:  
  
 MARITES R. PEREZ, CPA  
 Acting Chief Admin Officer, Budget Division  
 Date: April 21, 2020

In coordination with:  
  
 MA. NERISSA A. REMOJO, CPA  
 Acting Department Manager, Finance Services  
 Date: April 21, 2020

Approved by:  
  
 JOEL M. ABANILLA, MD  
 Executive Director  
 Date: April 21, 2020

Note: Data Source – Medical Records/Office of Strategy Management (Corporate Planning)  
 \*\* Data – months of January and February only due to Covid  
 \*\*\* Estimates were used for the month of March due to Covid